


LELO

SORAYA Beads™



USER MANUAL

SORAYA_Beads_PUB1_Q323

Spectacularly good
anal play awaits you.

**Enjoy it often,
wisely and with care.**

Congratulations on acquiring SORAYA Beads™.

Before getting more closely acquainted with it, please take a moment to look through this user manual.

IMPORTANT

Your pleasure object has been locked for transportation.

To unlock, simply connect the charger or see below.

SAFETY

- Please consult your healthcare provider with any questions or concerns you may have regarding your condition.
- This product can be used by adults only. Keep out of reach of children.
- People with reduced physical, sensory or mental capabilities or lack of experience and knowledge should use the device only if they have been given supervision or instruction concerning the use of the device in a safe way and understand the hazards involved.
- Only use the product for the intended purpose. Sharing sex toys with other people may transmit sexual diseases. Do not share your sex toys with people other than your partner.
- Use protective measures with your partner if necessary.
- Do not use the product if you detect any cracks or signs of degradation on the covering material.
- To prevent stains, do not keep your product on the absorbent surfaces. If your product operates abnormally, turn off and consult the support section on our website.
- Do not use the product if one or more components are damaged.

COMPLIANCE STATEMENT

a. WARNING

Please take note that changes or modifications not expressly approved in writing by the party responsible for compliance could void the user's authority to operate the equipment and/or void any relevant warranties.

b. FCC and IC statements

This device complies with Part 15 of the FCC Rules and Industry Canada license-exempt RSS. Operation is subject to the following two conditions:

- (1) This device may not cause harmful interference, and
- (2) This device must accept any interference received, including interference that may cause undesired operation.

This class B digital apparatus complies with Canadian ICES-003.

b. Déclarations de la FCC et de l'IC

Cet appareil répond aux exigences de l'article 15 du Règlement de la FCC et aux normes RSS exemptes de licence d'Industrie Canada.

Son fonctionnement est soumis aux deux conditions suivantes :

- (1) cet appareil ne doit pas causer d'interférences nuisibles, et
- (2) doit accepter toute interférence reçue, notamment celles susceptibles d'entraîner un fonctionnement indésirable.

Cet appareil numérique de classe B est conforme à la norme canadienne NMB-003.

NOTE

This equipment has been tested and found to comply with the limits for a Class B digital device, pursuant to Part 15 of the FCC Rules. These limits are designed to provide reasonable protection against harmful interference in a residential installation. This equipment generates, uses and can radiate radio frequency energy and, if not installed and used in accordance with the instructions, may cause harmful interference to radio communications. However, there is no guarantee that interference will not occur in a particular installation. If this equipment does cause harmful interference to radio or television reception, which can be determined by turning the equipment off and on, the user is encouraged to try to correct the interference by one or more of the following measures:

- Reorienting or relocating the receiving antenna.
- Increasing the separation between the equipment and receiver.
- Connecting the equipment into an outlet on a circuit different from that to which the receiver is connected.
- Consulting the seller, the device dealer or an experienced radio/TV technician for help.

USING YOUR SORAYA Beads™

Before the first use, charge your SORAYA Beads™ for 2 hours.

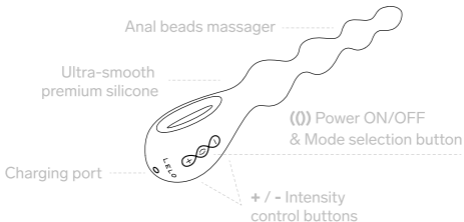
Shortly press the **+** or the **(0)** button to turn it on; press the **+** button again to increase vibration strength.

Press the **(0)** button to switch between the 8 vibration patterns.

Press the **-** button to reduce vibration strength.

Shortly press and hold the **(0)** button or the **+** and the **-** button simultaneously to turn it off.

GETTING TO KNOW YOUR SORAYA Beads™



USING SORAYA Beads™

How to hold



Where to place

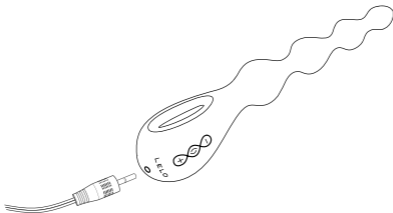


Keep in mind that SORAYA Beads™ will initiate automatic shutdown every 20 minutes to assure the motor doesn't overheat if the product is misused.

Tip: For an even more pleasurable sensation, apply a liberal amount of LELO Personal Moisturizer to your body and to SORAYA Beads™ before and during use.

CHARGING YOUR SORAYA Beads™

- Insert the DC plug into the DC port at the base of your SORAYA Beads™.
- Insert the main plug into a USB Port. The LED on the interface of your SORAYA Beads™ will pulse to indicate it is charging. When it is fully charged, the LED will emit a steady glow. When the battery is running low, the LED on your SORAYA Beads™ will emit a blinking white light.



Only use original chargers provided by LELO with your SORAYA Beads™.

CLEANING, STORAGE, AND SAFETY

Using SORAYA Beads™ with hand creams or silicone-based lubricants may make the silicone permanently tacky.

SORAYA Beads™ is fully waterproof, making cleaning simple. Rinse and spray with LELO Toy Cleaner, then rinse again and allow it to dry.

Always clean your SORAYA Beads™ thoroughly before and after each use. You can wash the silicone with warm water and antibacterial soap, rinse with clean hot water, and pat dry with a lint-free cloth or towel. Never use cleansers containing alcohol, petrol, or acetone.

Avoid leaving your SORAYA Beads™ in direct sunlight and NEVER expose it to extreme heat.

Store your SORAYA Beads™ in a dust-free place and keep it away from products of other materials.

Do not bend your SORAYA Beads™ too aggressively to avoid damaging the soft and bendable tip permanently.

The appliances must only be supplied at SELV.

TROUBLESHOOTING

The LED on your SORAYA Beads™ Travel does not pulse when the charger is connected?

- The battery is drained and will require several minutes to acknowledge that it is being charged.
- The charger is not properly connected. Check wall and DC sockets.

Your SORAYA Beads™ does not activate when the () button is pressed?

- The battery is empty. Recharge your SORAYA Beads™.
- The interface of your SORAYA Beads™ is locked. Hold down + and – for 3 seconds.

If you experience any other problems with your SORAYA Beads™ or if you have any questions regarding the operation, please contact:

customer@lelo.com

SPECIFICATIONS

Materials: Body-safe silicone, ABS Plastic

Finish: Smooth

Size: 234 x 59 x 46 mm / 9.2 x 2.3 x 1.8 in

Weight: 145 g / 5.1 oz

Battery: Li-Ion 520 mAh 3.7 V

Charging: Up to 2 h at 5.0 V 500 mA

Rated Power:

- Input: 5 V 2.5 W
- Output: 3.7 V 1.2 W

User time: Up to 2 h

Standby: 90 days

Frequency: 130, 103 & 130 Hz

Max. noise level: < 60 dB

Interface: 3 buttons

DISPOSAL INFORMATION

Disposal of old electronic equipment (applicable in the EU and other European countries with separate waste collection systems):

The crossed-out dustbin symbol indicates that this pleasure object should not be treated as household waste, but rather be brought to the appropriate collection point for the recycling of electrical and electronic equipment.



SERIAL NO.



IPX 7



MANUFACTURE DATE



CLASS B DIGITAL APPARATUS



FOLLOW INSTRUCTIONS FOR USE



Hereby, LELOi AB declares that the radio equipment type [Non-Specific Short Range Device] is in compliance with Directive 2014/53/EU. LELOi AB declares that the product is also compliant with Directive 2011/65/EU (RoHS). The full text of the EU declaration of conformity is available at the following internet address: www.lelo.com/regulatory

DISCLAIMER: Users of this product do so at their own risk. Neither LELO nor its retailers assume any responsibility or liability for the use of this product. Changes or modifications not expressly approved by the manufacturer may void the user's authority to operate the equipment. The model may be changed for improvements without notice.

@ 2023 LELOi AB. All rights reserved

LELOi AB, Karlavaagen 41,
114 31 Stockholm, Sweden.

Design and developed by LELO Sweden

Distributed in US by ELITE-VIP